












## Schiatti SME10 – Tooling Setup



POS	DESCRIPTION	PREMIUM PART #
1	Diamond Cup Wheel – Metal (segmented) 150x35x25ah   100/120 grit	 <b>DCTS1SC</b>
2	Diamond Cup Wheel – Metal (segmented) 150x35x25ah   170/200 grit	 <b>DCTS2SC</b>
3	Diamond Cup Wheel – Resin (slotted) 150x35x25ah   200 grit	 <b>DCTS23LFC</b>
4	Polishing Cup Wheel 150x40x68ah   9R60	 <b>WR660C</b>
5	Polishing Cup Wheel 150x40x68ah   9R60	 <b>WR660C</b>
6	Polishing Cup Wheel – Cerium 150x22ah	 <b>WEA60PS</b> <b>FC5116ES</b>
7	Diamond Cup Wheel – Resin Arris (solid) 130x35x20ah   270/325 grit	 <b>DCSARC</b>
8	Diamond Cup Wheel – Resin Arris (solid) 130x35x20ah   270/325 grit	 <b>DCSARC</b>
9	Polishing Cup Wheel – Arris 125x35x22ah	 <b>W1B55C</b> <b>WS55C</b>
10	Polishing Cup Wheel – Arris 125x35x22ah	 <b>W1B55C</b> <b>WS55C</b>

Additional options available. Contact Salem for more information.

Wheels pictured are from our premium tooling line.

**GO BEYOND THE EDGE**

**NORTH CAROLINA – HQ**

5901 Gun Club Road  
Winston-Salem, NC 27103  
Office: 800.234.1982 | 336.766.1104

**CALIFORNIA**

10125 Shoemaker Avenue  
Santa Fe Springs, CA 90670  
Office: 800.445.6339 | 562.944.6155

**PENNSYLVANIA**

2330 Greensburg Road  
New Kensington, PA 15068  
Office: 724.212.3749

**WASHINGTON**

3801 NE 109th Ave. Suite C  
Vancouver, WA 98682  
Office: 360.993.5644

**ONTARIO – CANADA**

Greater Toronto Area  
Office: 844.858.7444  
[www.SalemFTG.com](http://www.SalemFTG.com)