












Neptun Rock 10-45 – Tooling Setup



POS	DESCRIPTION	PREMIUM PART #
1	Diamond Cup Wheel – Metal (segmented) 150x45 J40 100/120 grit	 BM1CSC
2	Diamond Cup Wheel – Metal (segmented) 150x45 J40 170/200 grit	 BM2SC
3	Diamond Cup Wheel – Resin (slotted) 150x45 J40 200 grit	 BR3LFC
4	Polishing Cup Wheel 150x45 J40 9RS60	 WS8J6
5	Polishing Cup Wheel 150x45 J40 10S80	 WS6J8
6	Polishing Cup Wheel – Cerium 150 J40	 WEA62PS WC36J4
7	Diamond Cup Wheel – Resinmetal Arris (solid) 100x45 J40 270/325 grit	 BAVCR1111/ARM
8	Polishing Cup Wheel – Arris 100x45 J40	 I10045105
9	Diamond Cup Wheel – Resinmetal Arris (solid) 100x45 J40 270/325 grit	 BAVCR1111/ARM
10	Polishing Cup Wheel – Arris 100x45 J40	 I10045105

Additional options available. Contact Salem for more information.

Wheels pictured are from our premium tooling line.

GO BEYOND THE EDGE

NORTH CAROLINA – HQ

5901 Gun Club Road
Winston-Salem, NC 27103

Office: 800.234.1982 | 336.766.1104

CALIFORNIA

10125 Shoemaker Avenue
Santa Fe Springs, CA 90670

Office: 800.445.6339 | 562.944.6155

PENNSYLVANIA

2330 Greensburg Road
New Kensington, PA 15068

Office: 724.212.3749

WASHINGTON

3801 NE 109th Ave, Suite C
Vancouver, WA 98682

Office: 360.993.5644

ONTARIO – CANADA

Greater Toronto Area
Office: 844.858.7444

www.SalemFTG.com