











Lattuada Gamma 10 – Tooling Setup



POS	DESCRIPTION	STANDARD PART #
1	Diamond Cup Wheel – Metal (continuous) 150x40x22ah 80/100 grit	 DCL1C
2	Diamond Cup Wheel – Metal (continuous) 150x40x22ah 140/170 grit	 DCL2C
3	Diamond Cup Wheel – Resin (solid) 150x40x22ah 170 grit	 DCL3RC
4	Diamond Cup Wheel – Resin (solid) 150x40x22ah 230 grit	 DCL4RC
5	Diamond Cup Wheel – Resin (solid) 150x40x22ah 400 grit	 DCL5RC
6	Diamond Cup Wheel – Resin (solid) 150x40x22ah 600 grit	 DCL6RC
7	Polishing Cup Wheel – Arris 100x35x30ah	 W2B1C
8	Polishing Wheel – NOVA Felt Felt 150x25x70ah	 FN6
9	Polishing Wheel – NOVA Felt Felt 150x25x70ah	 FN6
10	Polishing Wheel – NOVA Felt Felt 150x25x70ah	 FN6

Additional options available. Contact Salem for more information.

Wheels pictured are from our standard tooling line.

GO BEYOND THE EDGE

NORTH CAROLINA – HQ

5901 Gun Club Road
Winston-Salem, NC 27103

Office: 800.234.1982 | 336.766.1104

CALIFORNIA

10125 Shoemaker Avenue
Santa Fe Springs, CA 90670

Office: 800.445.6339 | 562.944.6155

PENNSYLVANIA

2330 Greensburg Road
New Kensington, PA 15068

Office: 724.212.3749

WASHINGTON

3801 NE 109th Ave. Suite C
Vancouver, WA 98682

Office: 360.993.5644

ONTARIO – CANADA

Greater Toronto Area
Office: 844.858.7444

www.SalemFTG.com