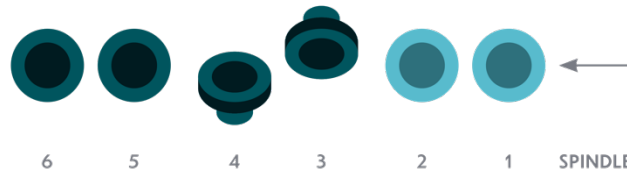








Lattuada AL 6 M – Tooling Setup



MACHINE:	AL 6 M	PROCESS:	Flat	REMARKS:	Premium Tools for General Application
MATERIAL:	Clear Glass and Mirror	SET:	Premium		
POS	DESCRIPTION		PREMIUM PART #		
1	Diamond Cup Wheel – Metal (segmented) 150x35x22ah 100/120 grit		DCTL1SC		
2	Diamond Cup Wheel – Metal (segmented) 150x35x22ah 170/200 grit		DCTL2SC		
3	Polishing Cup Wheel – Arris 100x35x30ah		W2B1C		
4	Polishing Cup Wheel – Arris 100x35x30ah		W2B1C		
5	Polishing Cup Wheel 150x30x50ah 9RS60		WR650CS		
6	Polishing Cup Wheel 150x30x50ah 10S60		WS52C		

Additional options available. Contact Salem for more information.

Wheels pictured are from our premium tooling line.

GO BEYOND THE EDGE

NORTH CAROLINA – HQ

5901 Gun Club Road
Winston-Salem, NC 27103

Office: 800.234.1982 | 336.766.1104

CALIFORNIA

10125 Shoemaker Avenue
Santa Fe Springs, CA 90670

Office: 800.445.6339 | 562.944.6155

PENNSYLVANIA

2330 Greensburg Road
New Kensington, PA 15068

Office: 724.212.3749

WASHINGTON

3801 NE 109th Ave. Suite C
Vancouver, WA 98682

Office: 360.993.5644

ONTARIO – CANADA

Greater Toronto Area
Office: 844.858.7444

www.SalemFTG.com