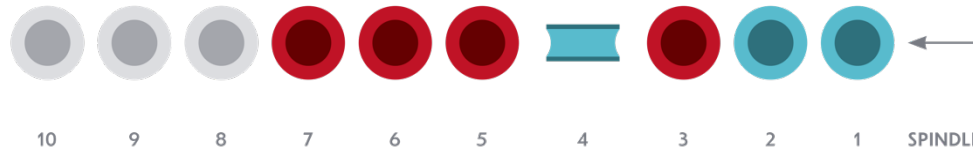












Bottero Vision 910P – Tooling Setup



POS	DESCRIPTION	STANDARD PART #
1	Diamond Cup Wheel – Metal (continuous) 150x30x50ah	 DCB9101C
2	Diamond Cup Wheel – Metal (continuous) 150x30x50ah	 DC9102C
3	Diamond Cup Wheel – Resin (solid) 150x34x50ah	 DCB9103C
4	Diamond Peripheral Wheel (pencil edge) 175x50ah 6 mm groove	 DP8501P
5	Diamond Cup Wheel – Resin (solid) 150x34x50ah	 DCB9104C
6	Diamond Cup Wheel – Resin (solid) 150x34x50ah	 DC9105C
7	Diamond Cup Wheel – Resin (solid) 150x34x50ah	 DCB9106C
8	Polishing Wheel – NOVA Felt Felt 150x25x70ah	 FN6
9	Polishing Wheel – NOVA Felt Felt 150x25x70ah	 FN6
10	Polishing Wheel – NOVA Felt Felt 150x25x70ah	 FN6

Additional options available. Contact Salem for more information.

Wheels pictured are from our standard tooling line.

GO BEYOND THE EDGE

NORTH CAROLINA – HQ

5901 Gun Club Road
Winston-Salem, NC 27103

Office: 800.234.1982 | 336.766.1104

CALIFORNIA

10125 Shoemaker Avenue
Santa Fe Springs, CA 90670

Office: 800.445.6339 | 562.944.6155

PENNSYLVANIA

2330 Greensburg Road
New Kensington, PA 15068

Office: 724.212.3749

WASHINGTON

3801 NE 109th Ave, Suite C
Vancouver, WA 98682

Office: 360.993.5644

ONTARIO – CANADA

Greater Toronto Area
Office: 844.858.7444

www.SalemFTG.com