









Bottero Vision 907P – Tooling Setup



MACHINE:	Vision 907P	PROCESS:	Bevel	REMARKS:	Standard Tools for General Application
MATERIAL:	Clear Glass and Mirror	SET:	Standard		
POS	DESCRIPTION		STANDARD PART #		
1	Diamond Cup Wheel – Metal (continuous) 150x30x50ah		DCB9101C		
2	Diamond Cup Wheel – Metal (continuous) 150x30x50ah		DC9102C		
3	Diamond Cup Wheel – Resin (solid) 150x34x50ah		DCB9104C		
4	Diamond Cup Wheel – Resin (solid) 150x34x50ah		DCB9106C		
5	Diamond Peripheral Wheel (pencil edge) 150x50ah 6 mm groove		DPE65176		
6	Polishing Wheel – NOVA Felt Felt 150x25x70ah		FN6		
7	Polishing Wheel – NOVA Felt Felt 150x25x70ah		FN6		

Additional options available. Contact Salem for more information.

Wheels pictured are from our standard tooling line.

GO BEYOND THE EDGE

NORTH CAROLINA – HQ

5901 Gun Club Road
Winston-Salem, NC 27103

Office: 800.234.1982 | 336.766.1104

CALIFORNIA

10125 Shoemaker Avenue
Santa Fe Springs, CA 90670

Office: 800.445.6339 | 562.944.6155

PENNSYLVANIA

2330 Greensburg Road
New Kensington, PA 15068

Office: 724.212.3749

WASHINGTON

3801 NE 109th Ave. Suite C
Vancouver, WA 98682

Office: 360.993.5644

ONTARIO – CANADA

Greater Toronto Area
Office: 844.858.7444

www.SalemFTG.com