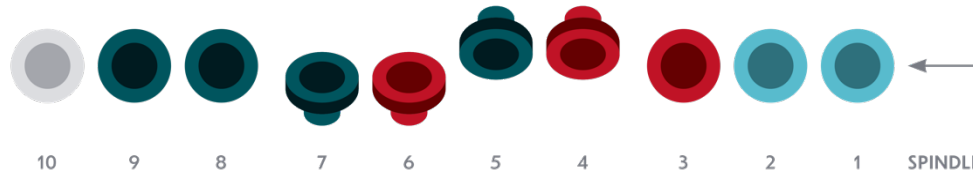












Bottero 110 – Tooling Setup



MACHINE: 110	PROCESS: Flat	REMARKS: Premium Tools for General Application
MATERIAL: Clear Glass and Mirror	SET: SUPERIOR Premium	
POS	DESCRIPTION	PREMIUM PART #
1	Diamond Cup Wheel – Metal (segmented) 150x30x50ah 100/120 grit	 DCB1SC
2	Diamond Cup Wheel – Metal (segmented) 150x30x50ah 170/200 grit	 DCB2SC
3	Diamond Cup Wheel – Resin (slotted) 150x30x50ah 200 grit	 DCB230LFC
4	Diamond Cup Wheel – Resin Arris (slotted) 150x30x50ah 270/325 grit	 DCBAFC
5	Polishing Cup Wheel – Arris 150x40x51ah	 WR650PHS WRR63PS
6	Diamond Cup Wheel – Resin Arris (slotted) 150x30x50ah 270/325 grit	 DCBAFC
7	Polishing Cup Wheel – Arris 150x40x51ah	 WR650PHS WRR63PS
8	Polishing Cup Wheel 150x40x51ah 9RS40	 WR652PHS
9	Polishing Cup Wheel 150x40x51ah 9RS80	 WR62PS
10	Polishing Cup Wheel – Status Cerium 150x37.4x50ah	 WEA61PS

Additional options available. Contact Salem for more information.

Wheels pictured are from our premium tooling line.

GO BEYOND THE EDGE

NORTH CAROLINA – HQ

5901 Gun Club Road
Winston-Salem, NC 27103

Office: 800.234.1982 | 336.766.1104

CALIFORNIA

10125 Shoemaker Avenue
Santa Fe Springs, CA 90670

Office: 800.445.6339 | 562.944.6155

PENNSYLVANIA

2330 Greensburg Road
New Kensington, PA 15068

Office: 724.212.3749

WASHINGTON

3801 NE 109th Ave, Suite C
Vancouver, WA 98682

Office: 360.993.5644

ONTARIO – CANADA

Greater Toronto Area
Office: 844.858.7444

www.SalemFTG.com