








Bavelloni VB 350 CNS – Tooling Setup



POS	DESCRIPTION	STANDARD PART #
1	Diamond Cup Wheel – Metal (continuous) 150x45 J40	 B50-02-1HS
2	Diamond Cup Wheel – Metal (continuous) 150x45 J40	 B50-02-2HS
3	Diamond Cup Wheel – Resin (slotted – turbo) 150x45 J40	 B50-02-3HH
4	Diamond Cup Wheel – Resin (slotted – turbo) 150x45 J40	 B50-02-4HH
5	Diamond Peripheral Wheel (pencil edge) 175x90ah 6 mm groove	 DP7525C
6	Polishing Wheel – HPB Plus Felt (w/plate) 150x25x70ah J40 CCW spiral	 FPB62P
7	Polishing Wheel – HPB Plus Felt (w/plate) 150x25x70ah J40 CW spiral	 FPB61P

Additional options available. Contact Salem for more information.

Wheels pictured are from our standard tooling line.

GO BEYOND THE EDGE

NORTH CAROLINA – HQ

5901 Gun Club Road
Winston-Salem, NC 27103

Office: 800.234.1982 | 336.766.1104

CALIFORNIA

10125 Shoemaker Avenue
Santa Fe Springs, CA 90670

Office: 800.445.6339 | 562.944.6155

PENNSYLVANIA

2330 Greensburg Road
New Kensington, PA 15068

Office: 724.212.3749

WASHINGTON

3801 NE 109th Ave, Suite C
Vancouver, WA 98682

Office: 360.993.5644

ONTARIO – CANADA

Greater Toronto Area
Office: 844.858.7444

www.SalemFTG.com