











Bavelloni MAX 50/MAX 60/MAX 80 – Tooling Setup



MACHINE:	MAX 50/MAX 60/MAX 80	PROCESS:	Bevel	REMARKS:	Standard Tools for General Application
MATERIAL:	Clear Glass and Mirror	SET:	Standard		
POS	DESCRIPTION			STANDARD PART #	
1	Diamond Cup Wheel – Metal (continuous) 150x45 J40			 B50-02-1HS	
2	Diamond Cup Wheel – Metal (continuous) 150x45 J40			 B50-02-2HS	
3	Diamond Cup Wheel – Resin (slotted – turbo) 150x45 J40			 B50-02-3HH	
4	Diamond Cup Wheel – Resin (slotted – turbo) 150x45 J40			 B50-02-4HH	
5	Diamond Cup Wheel – Resin (slotted – turbo) 150x45 J40			 B50-02-5HH	
6	Diamond Cup Wheel – Resin (slotted – turbo) 150x45 J40			 B50-02-6HH	
7	Diamond Peripheral Wheel (pencil edge) 175x25ah 6 mm groove			 DP7159E	
8	Polishing Wheel – HPB Plus Felt 150x40x70ah			 FPB64	
9	Polishing Wheel – HPB Plus Felt 150x40x70ah			 FPB64	
10	Polishing Wheel – HPB Plus Felt 150x40x70ah			 FPB64	

Additional options available. Contact Salem for more information.

Wheels pictured are from our standard tooling line.

GO BEYOND THE EDGE

NORTH CAROLINA – HQ

5901 Gun Club Road
Winston-Salem, NC 27103

Office: 800.234.1982 | 336.766.1104

CALIFORNIA

10125 Shoemaker Avenue
Santa Fe Springs, CA 90670

Office: 800.445.6339 | 562.944.6155

PENNSYLVANIA

2330 Greensburg Road
New Kensington, PA 15068

Office: 724.212.3749

WASHINGTON

3801 NE 109th Ave. Suite C
Vancouver, WA 98682

Office: 360.993.5644

ONTARIO – CANADA

Greater Toronto Area
Office: 844.858.7444

www.SalemFTG.com